



Street cleansing current performance report – 27.1.15, Appendix 1

Figure 1 NI 195 litter scores, April 2012 to November 2014 (based on LBH monitoring)

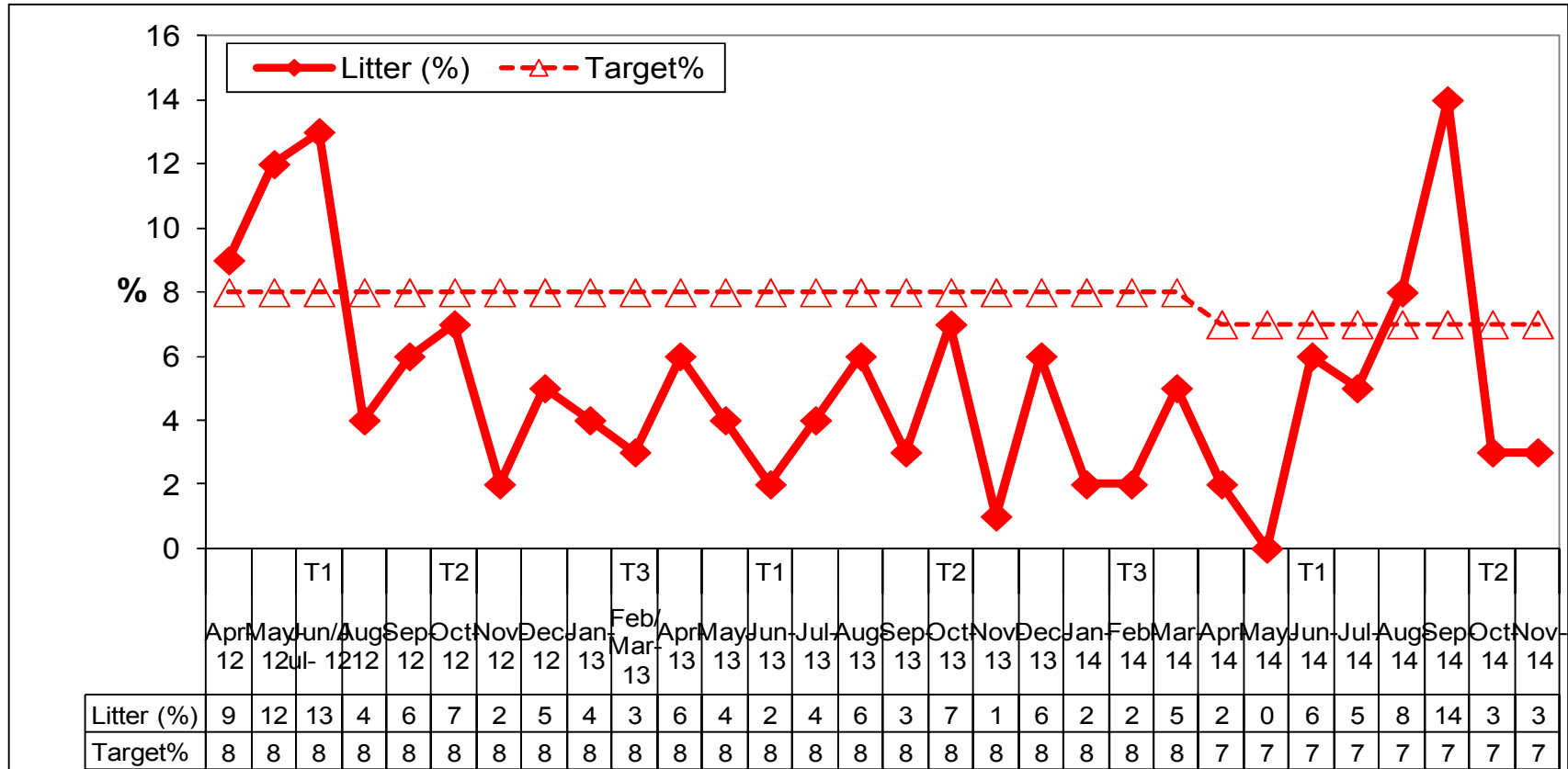


Figure 2 – NI 195 detritus scores, April 2012 to November 2014 (based on LBH monitoring)

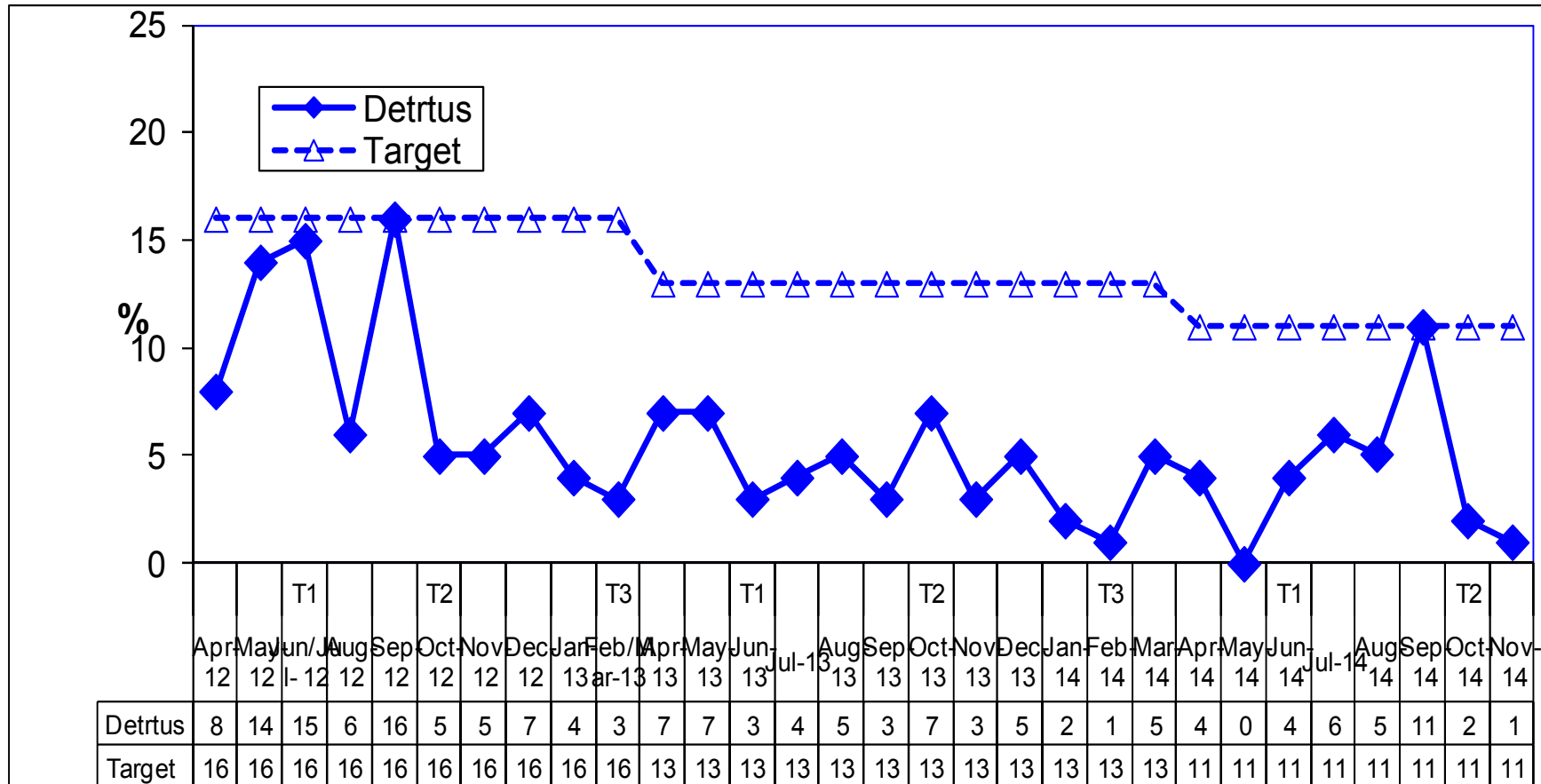




Figure 3 – NI 195 graffiti scores, April 2012 to November 2014 (based on LBH monitoring)

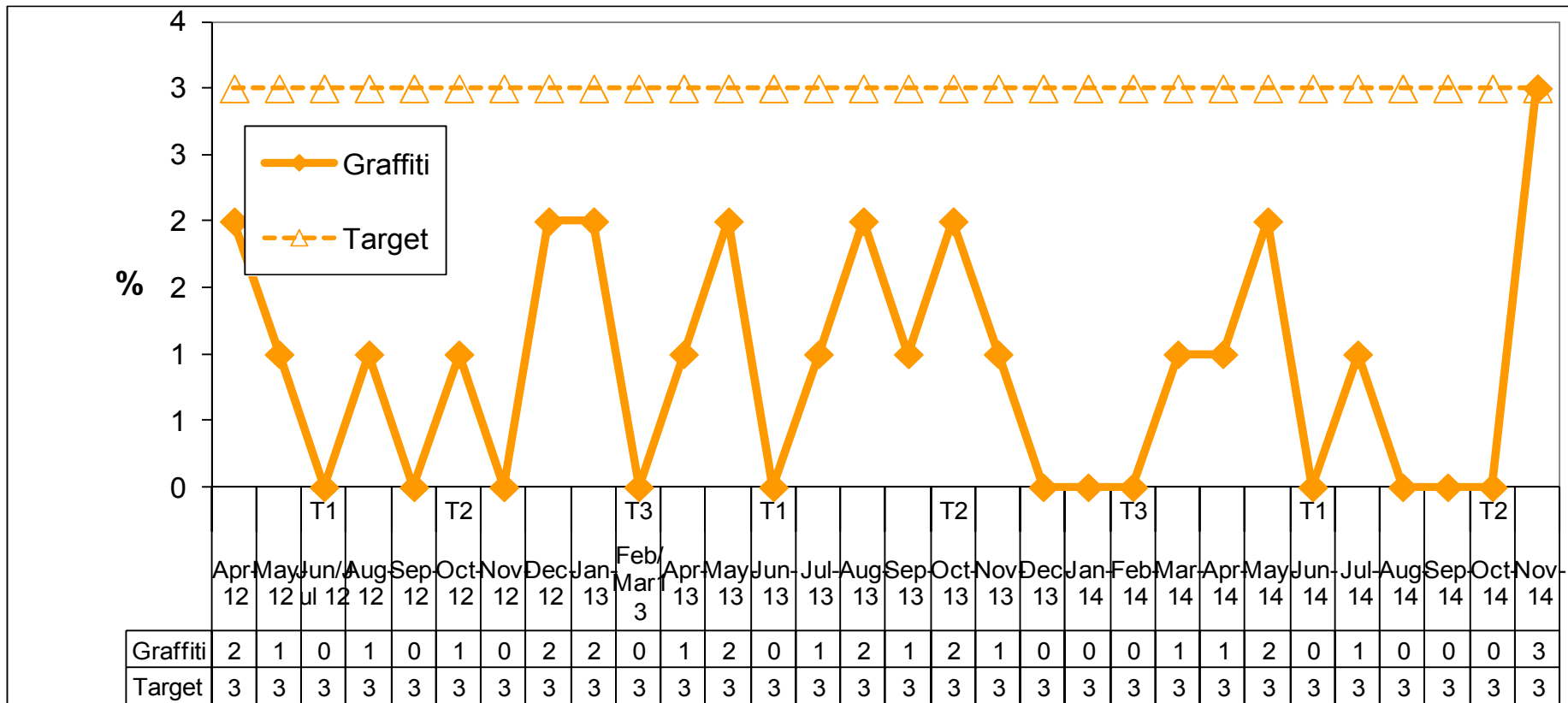


Figure 4 – NI 195 fly-posting scores, April 2012 to November 2014 (based on LBH monitoring)

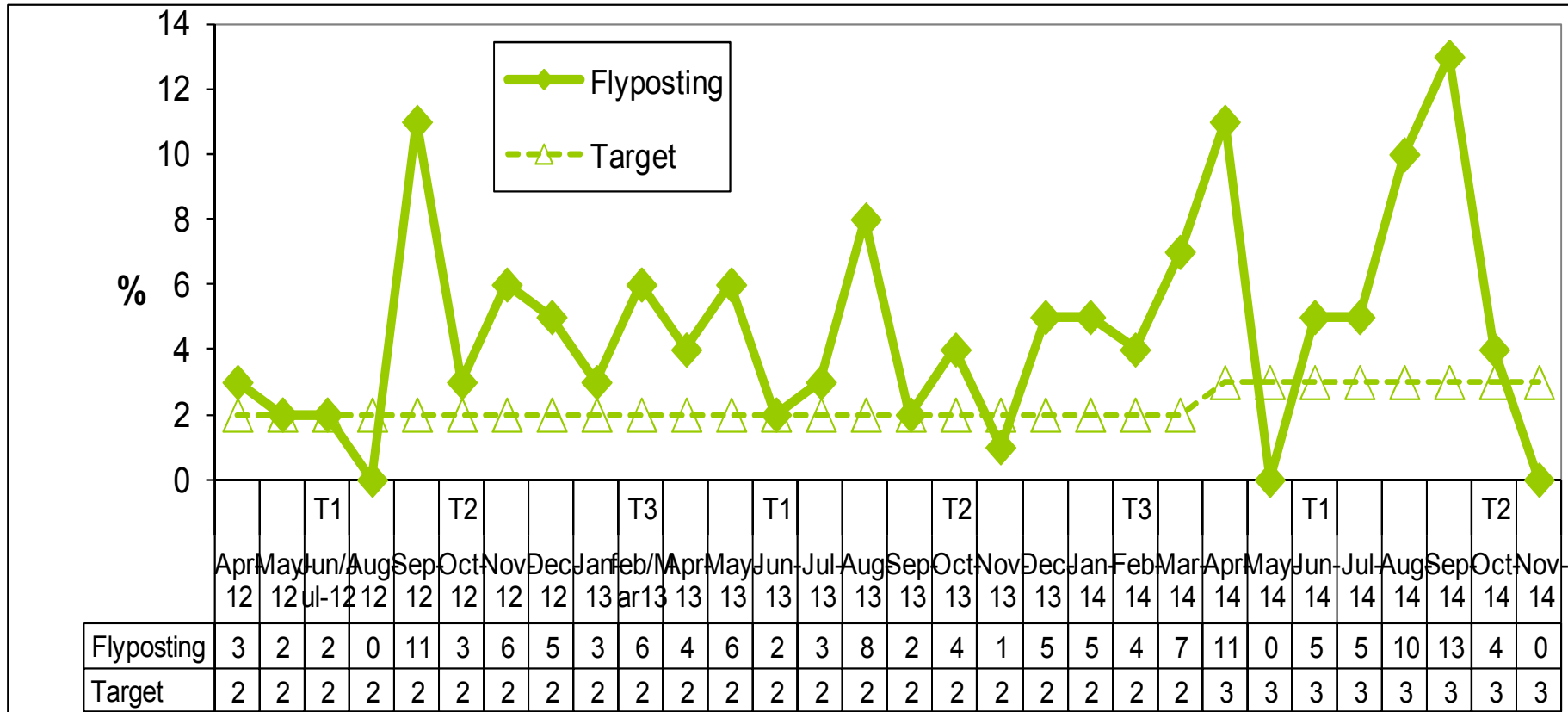




Figure 5 - NI195 rolling 12 month ward performance December 2013 to November 2014. The cells highlighted in green indicate the ward where contractual performance targets are being achieved. The cells highlighted in red indicate the wards where contractual performance targets are not being achieved. (Based on LBH monitoring)

Ward	Number of NI195 inspections rolling 12 month period to November 2014	NI195 Litter score %	NI195 Litter Target %	NI195 Detritus score %	NI 195 Detritus Target %	NI195 Graffiti score %	NI 195 Graffiti Target %	NI195 Fly posting score %	NI 195 Fly posting Target %
Alexandra	96	1	7	1	11	1	3	0	3
Fortis Green	87	0	7	2	11	1	3	0	3
Highgate	90	1	7	3	11	1	3	0	3
Muswell Hill	88	3	7	1	11	0	3	2	3
Bounds Green	117	4	7	4	11	0	3	1	3
Noel Park	131	2	7	1	11	0	3	1	3
Woodside	125	10	7	3	11	0	3	12	3
Bruce Grove	24	0	7	2	11	0	3	38	3
West Green	64	2	7	0	11	0	3	7	3
Crouch End	69	1	7	1	11	1	3	0	3
Hornsey	118	1	7	1	11	0	3	1	3
Stroud Green	99	0	7	0	11	0	3	0	3
Harringay	51	3	7	2	11	0	3	9	3
St Anns	127	6	7	3	11	0	3	6	3
Northumberland Park	157	11	7	6	11	0	3	18	3
White Hart Lane	132	9	7	11	11	0	3	14	3
Seven Sisters	187	5	7	4	11	2	3	1	3
Tottenham Green	106	6	7	8	11	1	3	3	3
Tottenham Hale	46	0	7	0	11	3	3	0	3



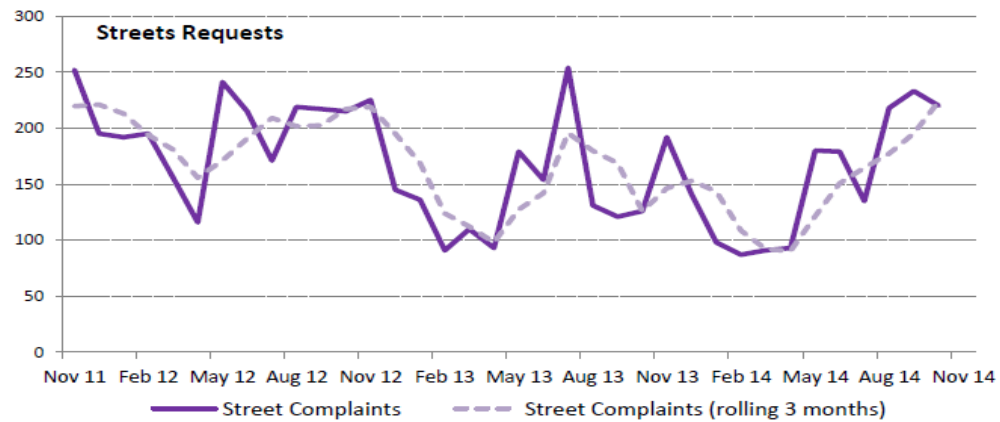
Figure 6 - levels of street cleansing complaints from November 2011 to November 2014 (produced by Veolia)

STREET CLEANSING

Requests



- **Requests**



- **Comparison Y1 - Y3**

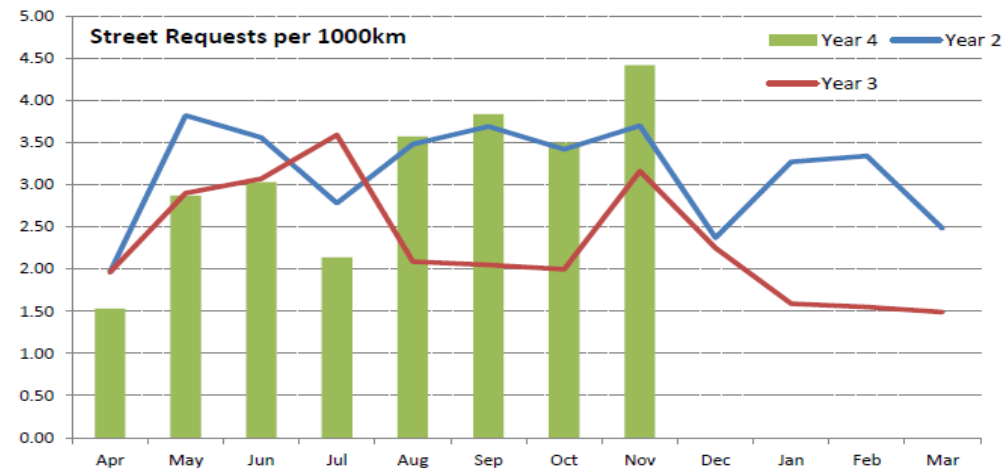




Figure 7 - number of fly tips reported by residents, Council staff and Veolia staff (note: contractual target is the number of fly tips reported by residents)

